

technical hotline +44 (0)1268 563720




decorative | wiring devices

## Euro Modular Frontplates

 EURO  
1 MODULE  
25 X 50MM

 EURO  
2 MODULE  
50 X 50MM

 EURO  
4 MODULE  
100 X 50MM

		
<b>K24181BSS</b>	<b>K24182BSS</b>	<b>K24184BSS</b>
<b>K24181LBS</b>	<b>K24182LBS</b>	<b>K24184LBS</b>
<b>K24181BRC</b>	<b>K24182BRC</b>	<b>K24184BRC</b>
<b>K24181POC</b>	<b>K24182POC</b>	<b>K24184POC</b>
<b>K24181SAG</b>	<b>K24182SAG</b>	<b>K24184SAG</b>
<b>K24181WHI</b>	<b>K24182WHI</b>	<b>K24184WHI</b>
<b>K24181LIV</b>	<b>K24182LIV</b>	<b>K24184LIV</b>
<b>K24181LBK</b>	<b>K24182LBK</b>	<b>K24184LBK</b>
<b>K24181PBR</b>	<b>K24182PBR</b>	<b>K24184PBR</b>
<b>K24181TIR</b>	<b>K24182TIR</b>	<b>K24184TIR</b>
<b>K24181DBZ</b>	<b>K24182DBZ</b>	<b>K24184DBZ</b>
<b>K24181ABS</b>	<b>K24182ABS</b>	<b>K24184ABS</b>
<b>K24181TCO</b>	<b>K24182TCO</b>	<b>K24184TCO</b>



### MOUNTING BOXES:

Suitable for flush boxes to BS 4662: 2006 and surface boxes to BS 5733: 2010. Refer to appropriate module for minimum box depth.

FIXING CENTRES: 60.3mm

BS 5733: 2010 where applicable.

Note: No grid required, modules just clip into place.

### MOUNTING BOXES:

Suitable for flush boxes to BS 4662: 2006 and surface boxes to BS 5733: 2010. Refer to appropriate module for minimum box depth.

FIXING CENTRES: 60.3mm

BS 5733: 2010 where applicable.

Note: No grid required, modules just clip into place.

### MOUNTING BOXES:

Suitable for flush boxes to BS 4662: 2006 and surface boxes to BS 5733: 2010. Refer to appropriate module for minimum box depth.

FIXING CENTRES: 120.6mm

BS 5733: 2010 where applicable.

Note: No grid required, modules just clip into place.