

pop-up type flush-mounting boxes

technical characteristics

Technical characteristics

Classification of pop-up flush-mounting boxes according to NFC 61-314 / EN 60670-1 / EN 60670-23

Earthing system: $R < 0.05$ Ohms
 Protection against mechanical impact: IK 07
 Degree of protection: IP 30 cover open
 IP 40 cover closed
 Resistance to vertical load applied through small surface area:
 1500 N cover open
 3000 N cover closed
 Rated voltage: U 500 V - R > 5 MOhms
 Electric strength: 2000 V
 Installation on the floor: to be installed on floor subjected to a dry treatment

Material

Halogen free, fire proofed and no propagator of the flame
 Corrosion resistant and to temperature changes

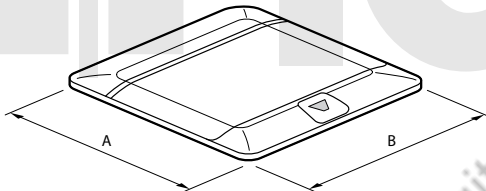
Finishes	Material
Brass	Brass material
Aluminium	Aluminium material
Stainless Steel	Zamak nickel coating
Black	Aluminium material with black painting
White	Aluminium material with white painting

High/low current compatibility

Floor type	High current	Low current
Concrete	Yes	No
Technical floor	Yes	Cat. 6 compatible
Furniture	Yes	Cat. 6 compatible

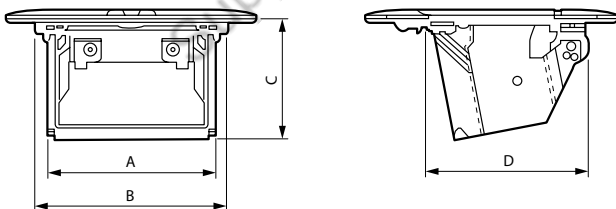
Dimensions

Cover



Pop-up size	A (mm)	B (mm)
3 modules	120	120
4 modules	120	142.5
6 modules	120	230
8 modules	120	275

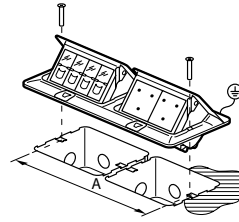
Empty pop-up



Pop-up size	A (mm)	B (mm)	C (mm)	D (mm)
3 modules	79.8	92	57	77.5
4 modules	102.3	114.5	57	77.5
6 modules	189.8	202	57	77.5
8 modules	231.6	247	57	77.5

Installation - on screed floor

Screed floors (fixing centres)



Pop-up size	A (mm)
3 modules	84
4 modules	106.5
6 modules	194
8 modules	239

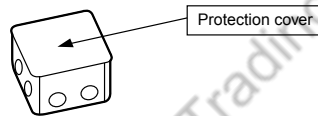
Under screed floor

Minimum depth = 60 mm

Use the backbox for concrete with conduits diameter 20 mm.

It is necessary to close the backbox for concrete with the protection cover delivered with before pouring the concrete in order to prevent that the concrete to enter in the backbox.

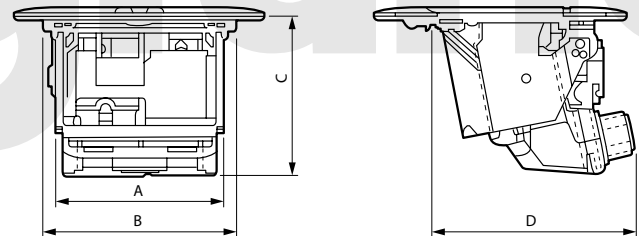
The backbox for concrete is delivered with protection cover:



Pop-up 3mod	Pop-up 4mod	Pop-up 6 (2x3) mod	Pop-up 8 (2x4) mod
Cat.No 54000	Cat.No 54001	Cat.No 54002	Cat.No 54003

Desk

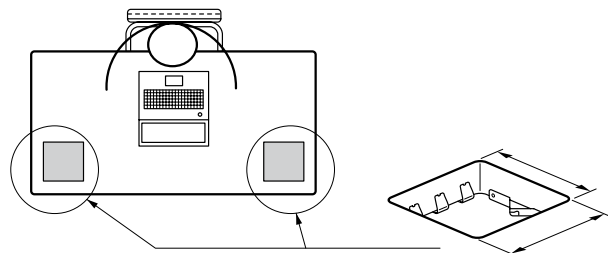
Pop-up with installation kit for desk or technical floor



Pop-up size	A (mm)	B (mm)	C (mm)	D (mm)
3 modules	79.8	92	74.8	96.1
4 modules	102.3	114.5	74.8	96.1
6 modules	189.8	202	74.8	96.1
8 modules	231.6	247	74.8	96.1

On the desk or on the technical floor

Cut the desk or technical floor:



	A(mm)	B(mm)
3 modules	108 (+/-1mm)	108 (+/-1mm)
4 modules	108 (+/-1mm)	131 (+/-1mm)
6 modules	108 (+/-1mm)	218 (+/-1mm)
8 modules	108 (+/-1mm)	263 (+/-1mm)